



Performance Indicators





Neath Port Talbot Council

Appendix 1 - Children & Young People's Services – Quarterly Performance Report - Quarter 3 -2018/19



Print Date: 21-Feb-2019

How will we know we are making a difference (01/04/2018 to 31/12/2018)?

PI Title	Actual 16/17	Actual 17/18	Actual 18/19	Target 18/19	Perf. RAG
CHILDREN AND YOUNG PEOPLE SERVICES					
CP/011 - PAM/028 - Measure 24 - Percentage of child assessments completed on time	98.86	97.76	93.72	98.00	 Amber
1,672 out of 1784 for QTR 3 2018-19 compared to 4,225 out of 4,322 for the same period 2017-18. All Wales figure for 2017-18 is 88%. We continue to remain above the Welsh average of 88%. We have set up a task and finish group, led by senior officers, to look at the reasons for the delays in assessments being completed. The group has identified some of the reasons for delays and we are seeing small improvements in each quarter.					
PI/239 - % of children supported to live with their family.	64.25	62.73	68.57	69.20	 Amber
698 out of 1018 for QTR 3 2018-19 compared to 626 out of 998 for the same period 2017-18. All Wales average for 2017-18 was 68.4%. This is an improvement on last year's figures; we continue to remain vigilant in ensuring that children who remain at home with support, continue to do so. New initiatives have been established including additional staff providing early offer of help/edge of care service. This will serve to help increase numbers.					
PI/241 - % of re-registrations of children on the local authority child protection register	5.33	6.21	8.39	6.30	 Red
13 out of 155 for QTR 3 2018-19 compared to 11 out of 177 for the same period 2017-18. All Wales average for 2017-18 was 5.4%. The new lead principal officer for safeguarding will look at this as part of his review on current child protection practices and processes.					
PI/242 - Average length of time (in days) for all children who were on the child protection register during the year.	212.50	288.30	271.50	245.10	 Red
271.5 days for QTR 3 2018-19 compared to 288.3 days for the same period 2017-18. All Wales average for 2017-18 was 248.9 days. This PI is subject to regular fluctuation, as all children will remain on the child protection register as long as deemed necessary by a multi agency panel.					